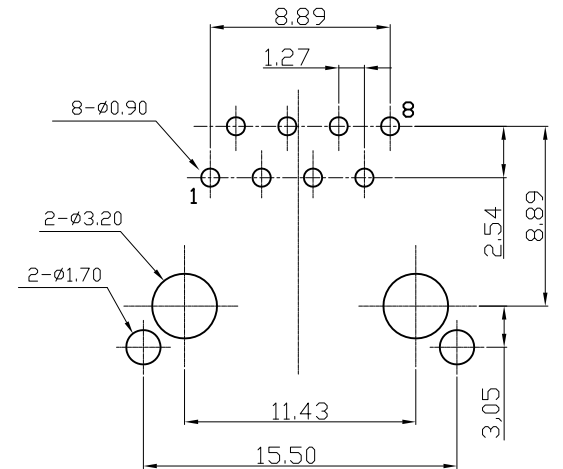
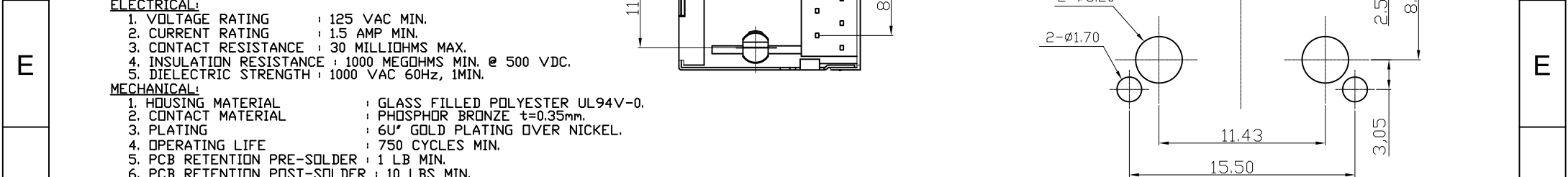
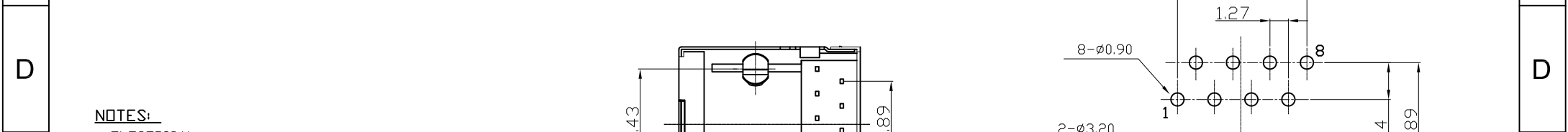
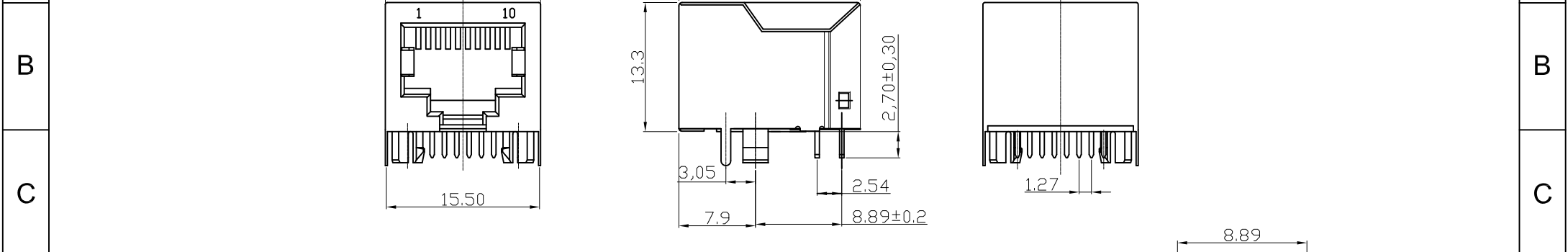
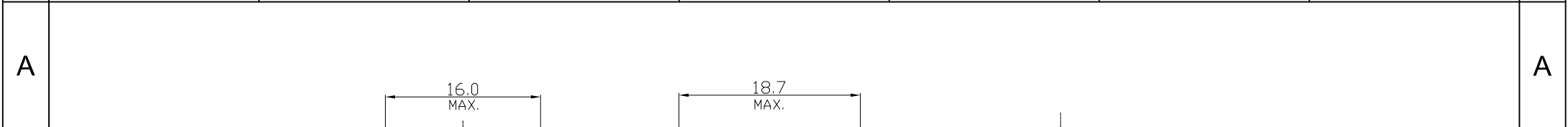


1 2 3 4 5 6 7



PC Board Layout Component Side Shown

**NOTES:**

**ELECTRICAL:**

- 1. VOLTAGE RATING : 125 VAC MIN.
- 2. CURRENT RATING : 15 AMP MIN.
- 3. CONTACT RESISTANCE : 30 MILLIOHMS MAX.
- 4. INSULATION RESISTANCE : 1000 MEGOHMS MIN. @ 500 VDC.
- 5. DIELECTRIC STRENGTH : 1000 VAC 60Hz, 1MIN.

**MECHANICAL:**

- 1. HOUSING MATERIAL : GLASS FILLED POLYESTER UL94V-0.
- 2. CONTACT MATERIAL : PHOSPHOR BRONZE t=0.35mm.
- 3. PLATING : 6U" GOLD PLATING OVER NICKEL.
- 4. OPERATING LIFE : 750 CYCLES MIN.
- 5. PCB RETENTION PRE-SOLDER : 1 LB MIN.
- 6. PCB RETENTION POST-SOLDER : 10 LBS MIN.

**ENVIRONMENTAL:**

- 1. STORAGE : -40°C TO +85°C.
- 2. OPERATION : -40°C TO +85°C.

MATES WITH MODULAR PLUG CONFORMING TO FCC PART 68, SUBPART F.

**RoHS compliant**

Scale	1:1						Date	Name	Customer-No.
TOLERANCE						Drawn	07.11.2007	N.Schulz	
.X	±0.20					Approved	02.07.2009	Hellwig	ASSMANN WSW-No.
.XX	±0.15								<b>A-20042-LPS</b>
.XXX	±0.10								Drawing-No.
DIM	TOL	②	Update	02.07.2009	Dean	<b>ASSMANN</b> WSW components		<b>ASS 0423 CO</b>	rev02
Angle	±5°	①	Drawn	07.11.2007	N.Schulz			Replace	SHEET
			Id.	Modification	Date	Name			

1 2 3 4 5 6 7